



Range Test Quick Start Reference

1 Remove Contents




Remove the boards, antennas, batteries and connectors.

2 Set Up Boards




Install batteries and an antenna on each board.

3 Power On



Turn on the power switch on each board.

4 Activate



Push S0 to activate buzzer and push S1 to turn on the LED.